



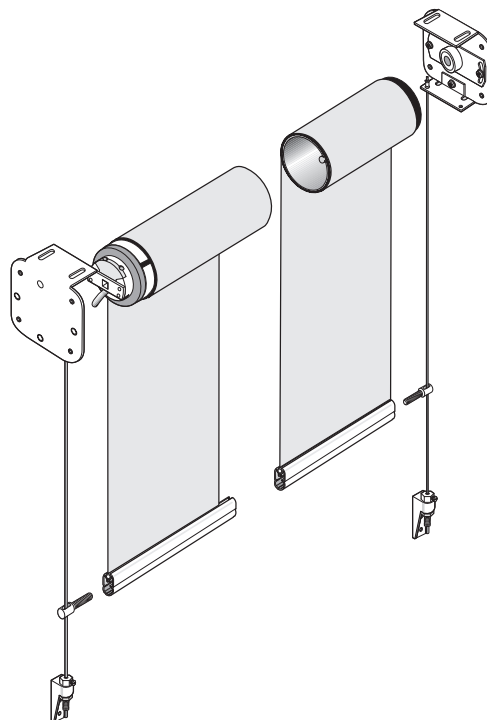
# TESS308 DATASHEET

## LARGE INTERNAL VERTICAL DROP SYSTEM

A vertical drop blind for large spaces, engineered for strength and stability.

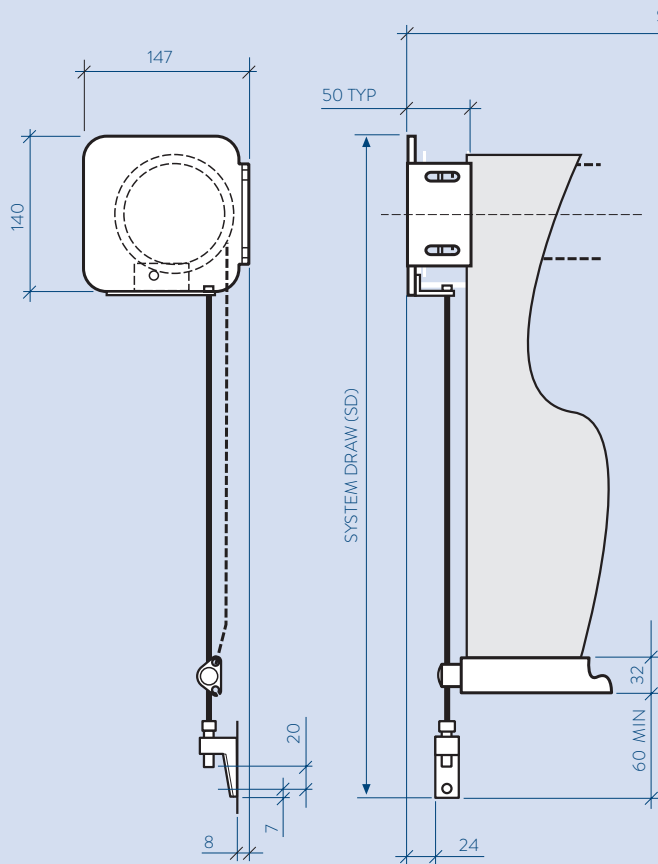
Where standard gravity drop blinds are too small or too flimsy, the TESS 308 provides a reliable solution. The fabric is kept under light tension by a compact weighted hembar and stabilised with slim wire guides. Unlimited colour finishes and a wide range of fabrics make it suitable for any project.

- Single barrel system
- Vertical drop
- Motorized drive
- For very tall and wide glazing
- Reliable and robust

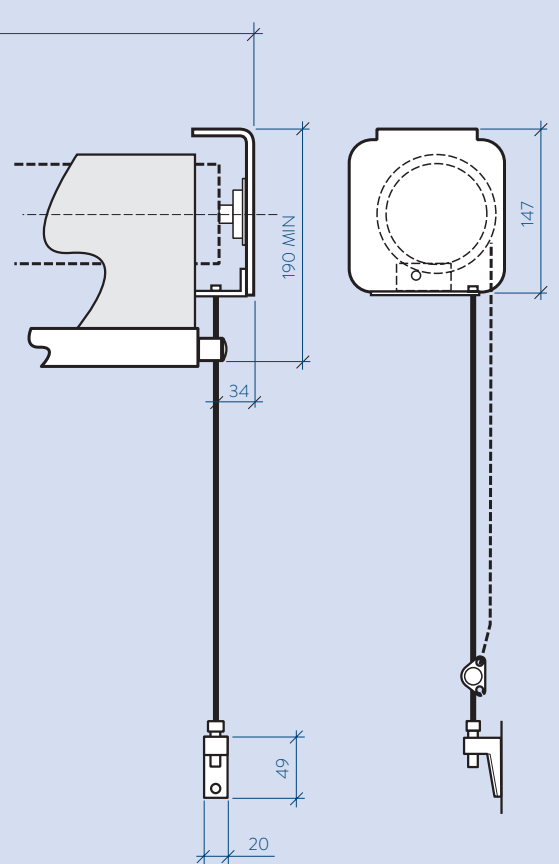


**Guthrie Douglas**

# BACK FIX



# TOP FIX



## KEYFACTS

Typical use	Façades, atria
Shape	Rectangular
Running direction	Vertical drop down
Guides	ø2.8 mm steel wire
Width	718 mm - 4200 mm
Draw	≤6 000 mm
Fabric area	≤25 m <sup>2</sup>
Brackets	Aluminium
Finish	RAL Powder coat
Installation options	Top, back, side

## TECHNICAL INFO

Fabric tension	Low
Weight exc. fabric	~7 kg + 3 kg/m width
Fixing load	≤16kg per bracket
Operating temp.	0 to 55 °C
Motor	15 Nm, 17 rpm
Electrical	230 V, 50 Hz, 140 W, 0.65A
	120 V, 60 Hz, 130 W, 1.1A
Max run time	4 min
Fabric speed	~5 m/min
Controls	Radio, Wired

