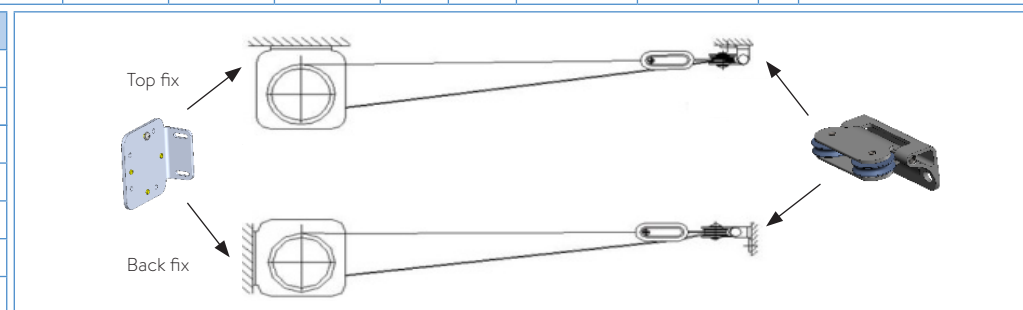


TESS™ 100 ORDER FORM

YOUR DETAILS				DELIVERY DETAILS (Standard lead time 4-6 weeks)			
Company		Contact		Required delivery date			
Email		Phone		Delivery address			
Address		Order no.		Delivery options			
		Quote no.			Customer to collect (ExWorks)	GD to deliver (DAP - surcharge)	
		Project					

SYSTEM DIMENSIONS (IN MM – MAX AREA 16m²)				ROLLER FIXING			RELIEVING ROLLER TYPE				MOTOR SIDE				
POS	QTY	WIDTH (SW) (max 4000 mm)	DRAW (SD) (max 6500 mm)	UNIVERSAL BRACKET			RETURN PULLEY	Fixing type	Qty of relieving rollers per system		MOTOR SIDE				
				TOP	BACK	SIDE FIX			(Flat glazing or SW <3m) ø50mm	(Curved glazing or SW >3m) ø70mm	TOP	SIDE	STD	OPH	
1							Double Pivoting Return Pulley								
2															
3															
4															
5															
6															
7															
8															
9															
10															
11															Vertical
12															Horizontal
TOTAL														Sloped	

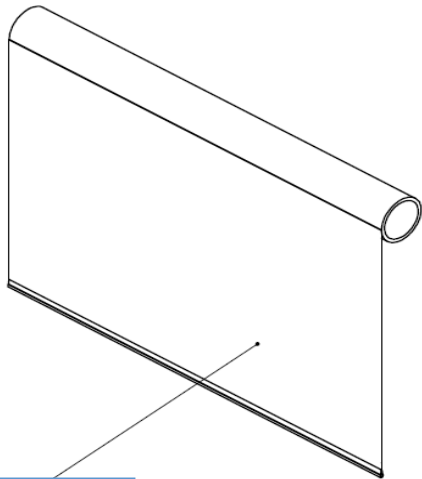
POWDER COATING OPTIONS					MOTOR CONTROL		
REF					All radio transmitters below are battery powered		
	RAL 9016 30% (traffic white matt = standard)				Hard Wired		Radio
3075	Other RAL, specify below (surcharge)				REF	RADIO TRANSMITTERS	QTY
3066	RAL		GLOSS LEVEL		7349	1 channel (hand held)	
		30% matt	70% satin	90% gloss	7350	4+1 channel (hand held)	
					7351	16 channel (hand held)	
					7352	1 channel (wall mounted)	



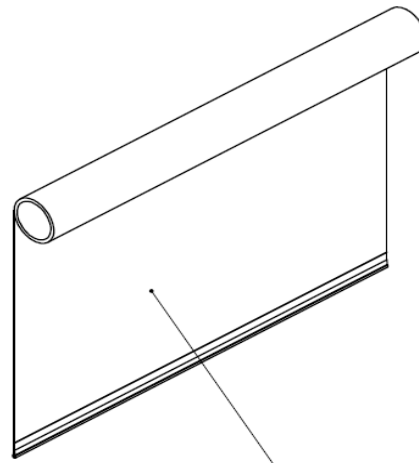
MOTOR VOLTAGE OPTIONS			ACCESSORIES		HEM BAR FINISHING STRIP			HEM BAR END CAP	
REF			REF						
	Standard motor voltage: 230V AC/50 Hz		3522	Hirschmann plug	White	Black	None	White	Black
	Special motor voltage: 110V AC/60 Hz		FORM COMPLETED BY: PRINT NAME SIGNATURE REGISTERED INSTALLER DATE						
3079	Special motor voltage: 24V DC (24V DC motors incur a surcharge)								

TESS™ 100 FABRIC ORDER FORM

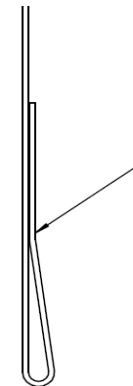
FABRIC SUPPLIED AND FITTED BY GUTHRIE DOUGLAS		OTHER FABRIC SUPPLY OPTIONS	
Fabric type			Supplied by customer, Guthrie Douglas to fit (surcharge)
Colour code*			No fabric
*Please refer to the Guthrie Douglas approved fabrics colour chart www.guthriedouglas.com/fabric-choices		Supply notes for all system fabrics <ul style="list-style-type: none"> Depending on the system width mid welds may be present parallel to the fabric roller. The position of the welds or their orientation cannot be guaranteed. 	



SIDE A	
Colour	



SIDE B	
Colour	



POCKET WELD TO BE ON	
	Side A
	Side B