



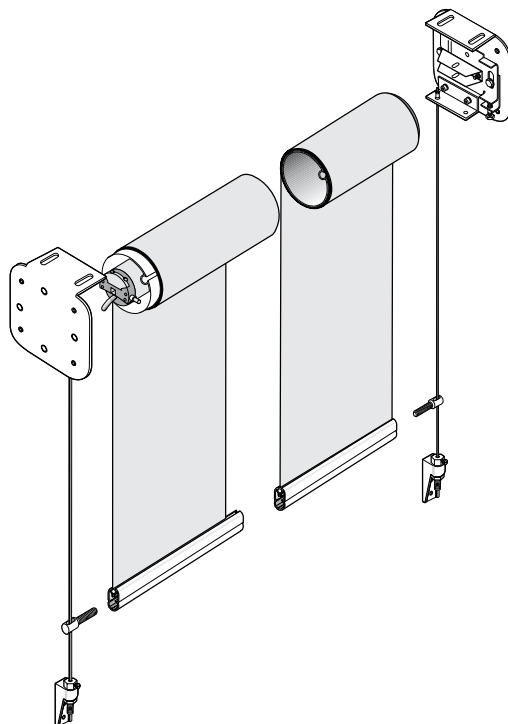
TESS312 DATASHEET

EXTRA-LARGE INTERNAL VERTICAL DROP SYSTEM

A vertical drop blind for extra-large spaces, engineered for strength and stability.

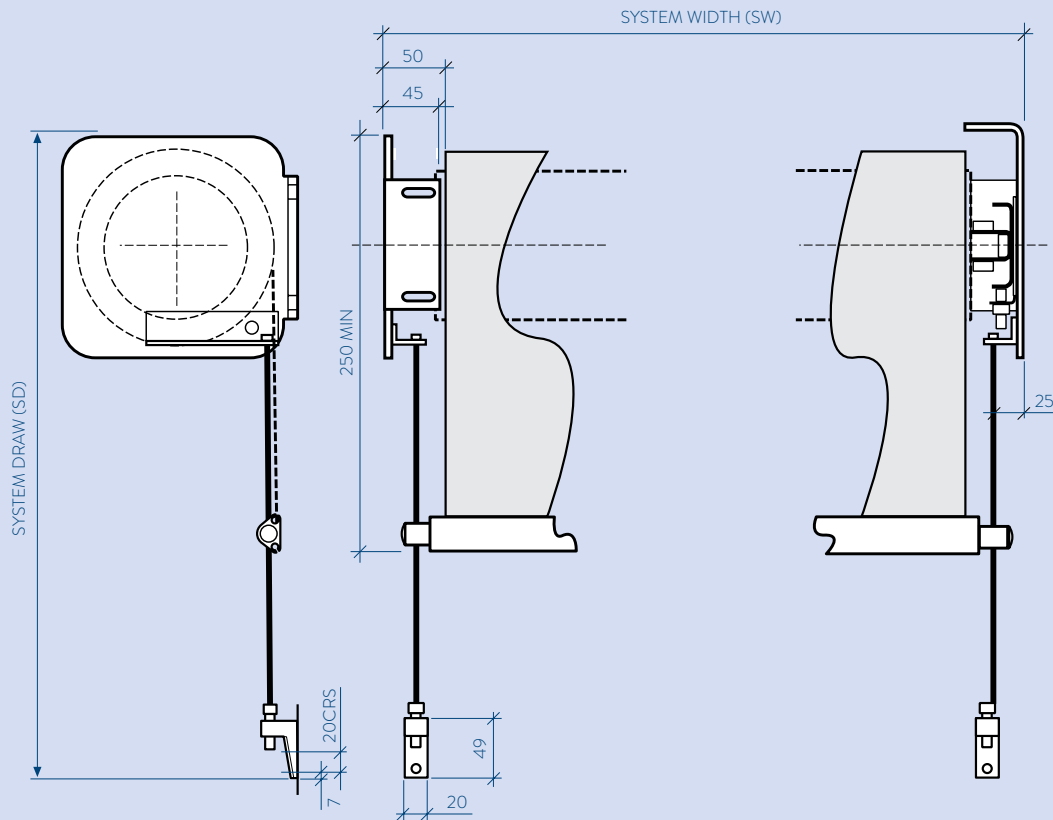
Large glass façades require engineered solutions. The TESS 312 uses a 127mm fabric barrel and a powerful motor to provide a reliable vertical drop solution for extra-large glazing. The fabric is kept under light tension by a compact weighted hembar and stabilised with slim wire guides. Unlimited colour finishes and a wide range of fabrics make it suitable for any project.

- Single barrel system
- Vertical drop
- Motorized drive
- For very tall and wide glazing
- Reliable and robust

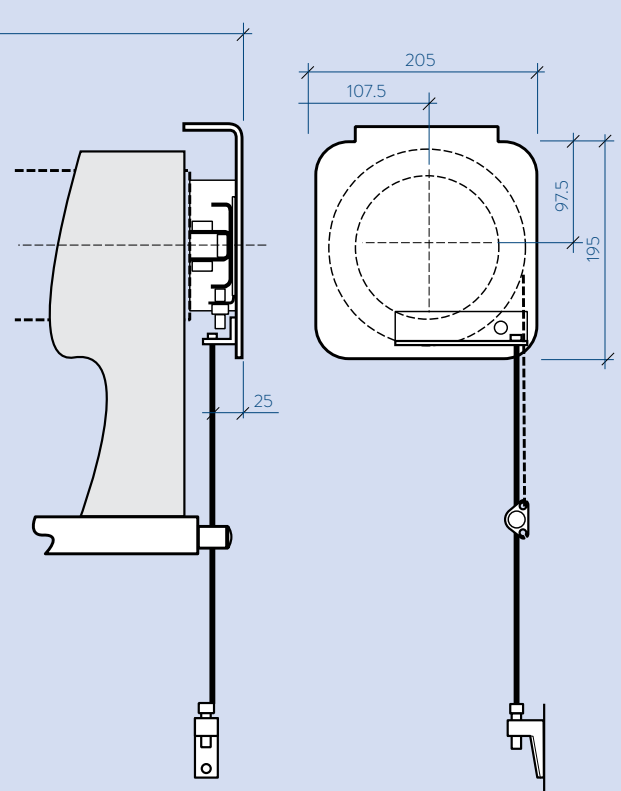


Guthrie Douglas

BACK FIX



TOP FIX



KEYFACTS

Typical use	Façades, Atria
Shape	Rectangular
Running direction	Vertical drop down
Guides	ø2.8 mm steel wire
Width	970 mm - 6000 mm
Draw	≤12 000 mm
Fabric area	≤72 m ²
Brackets	Aluminium
Finish	RAL Powder coat
Installation options	Top, back, side

TECHNICALINFO

Fabric tension	Low
Weight exc. fabric	~9 kg + 3 kg/m width
Fixing load	≤30kg per bracket
Operating temp.	0 to 55 °C
Motor	35 Nm, 17 rpm
Electrical	230 V, 50 Hz, 240 W, 1.1A
	120 V, 60 Hz, 230 W, 2.0A
Max run time	4 min
Fabric speed	~7 m/min
Controls	Radio, Wired

