



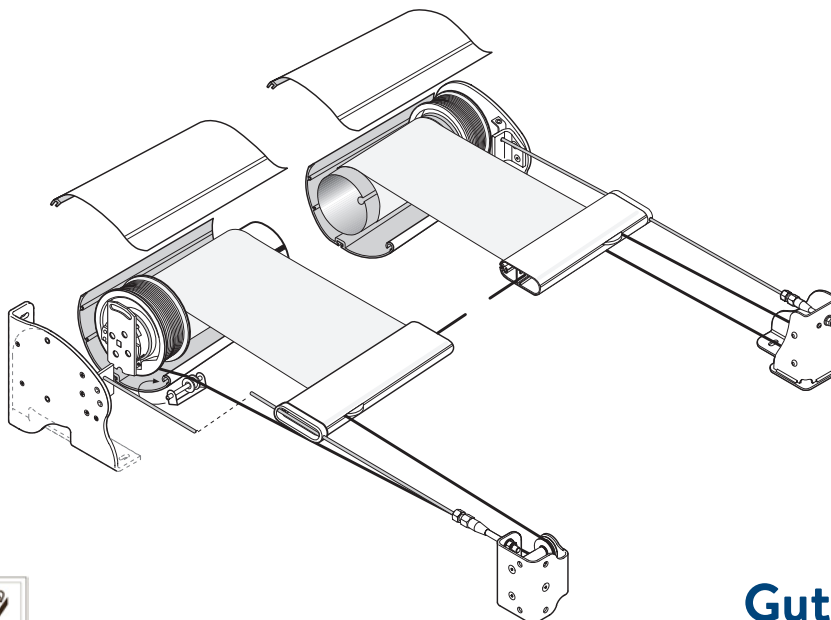
# TESS440 DATASHEET

## EXTERNAL WIRE-GUIDED TENSION SYSTEM

Clean-cut styling to blend in with your façade. Any angle, any direction, anywhere.

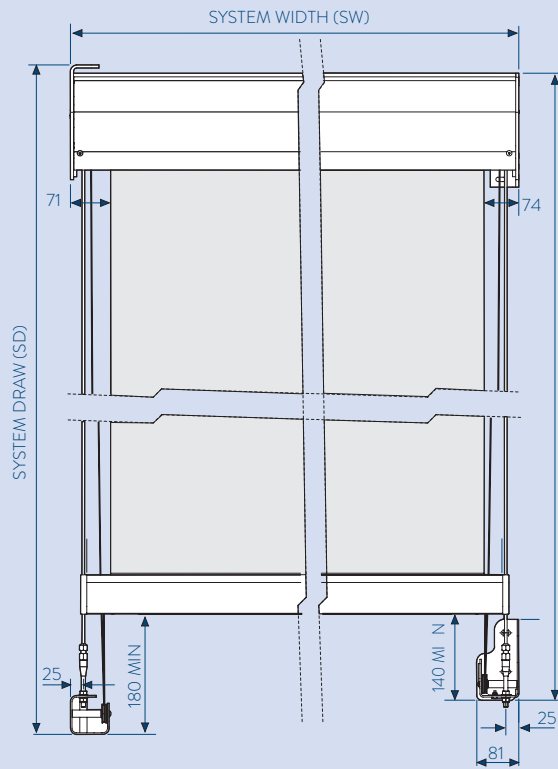
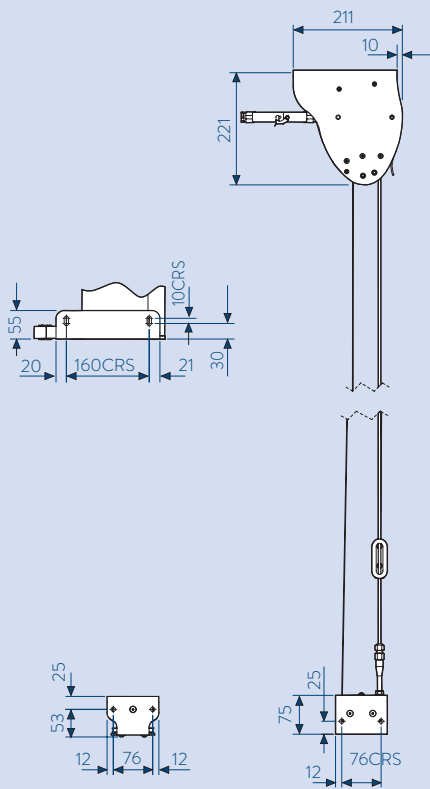
Sometimes great design is about what you can't see. The TESS 440 is designed to deliver reliability, discretely. Slim wire guides and a weather resistant headbox make it easy to design into the façade for near invisibility when retracted. Unlimited colour finishes and a wide range of fabrics make it suitable for any project. Our single barrel mechanism keeps the fabric constantly under tension and produces a smooth, quiet travel.

- CE marked wind class 3
- Single barrel tension system
- Any angle, any direction
- Discrete wire guides
- Reliable and robust

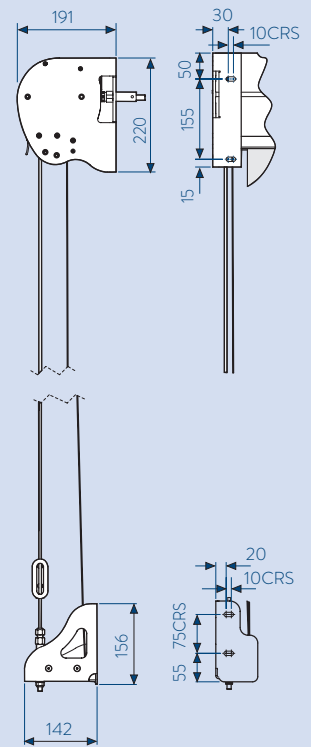


**Guthrie Douglas**

## BACK FIX



## BOTTOM FIX



## KEYFACTS

Typical use	Atria, Skylights, Façades
Shape	Rectangular
Running direction	Any
Guides	ø 5mm stainless steel wire
Width	870 mm - 4000 mm
Draw	≤6500 mm
Fabric area	≤16 m <sup>2</sup>
Brackets	Aluminium, stainless steel
Finish	RAL Powder coat
Installation options	Bottom, back

## TECHNICAL INFO

Fabric tension	>100 N
Weight exc. fabric	~12.5 kg + 10.2 kg/m width
Fixing load	≤100 kg per bracket
Operating temp.	0 to 55 °C
Motor	15 Nm, 17 rpm
Electrical	230 V, 50 Hz, 140 W, 0.65A
	120 V, 60 Hz, 130 W, 1.1A
Max run time	4 min
Fabric speed	~5 m/min
Controls	Radio, Wired

